

## LET'S IMPROVE OUR PRONUNCIATION SOME ENGLISH SOUNDS



### INDICADORES DE LOGRO

- Reconoce algunos sonidos básicos del Inglés y los identifica en la transcripción fonética de las palabras
- Identifica y pronuncia palabras en Inglés, de acuerdo con el acento determinado
- Utiliza el diccionario de Inglés para consultar la transcripción fonética
- Incorpora a sus actividades educativas y cotidianas las herramientas informáticas (MANEJO TECNOLÓGICO)
- Interpreta y aplica las instrucciones y maneja efectivamente los principales instrumentos y ayudas que ofrecen las tecnologías aplicables a su entorno
- Utiliza las herramientas en forma adecuada, procurando su seguridad personal



I read and analyze the following information.

Debido a los avances tecnológicos del nuevo milenio, el conocimiento y nuestra formación escolar han dejado su dinámica de lentitud y han tomado una actitud de renovación y expansión, en donde la gran mayoría de los medios de comunicación y la información audiovisual, nos han hecho vivir con más intensidad el proceso de aprendizaje.

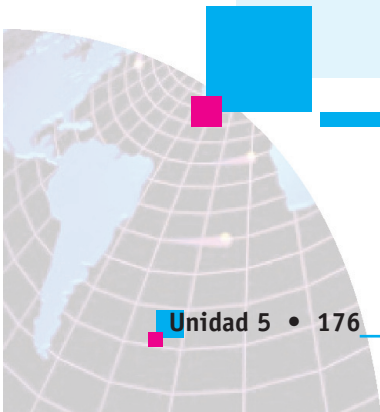
En la actualidad es una necesidad prioritaria tener conocimiento tecnológico, factor importante para cualificar la productividad de los individuos, y por ende de la sociedad en las diferentes empresas.

Generalmente la mayoría de las instrucciones para el manejo de cualquier aparato electrónico o de los software están escritos en Inglés. Los jóvenes tienen contacto permanente con este idioma no sólo a través de la música sino a través de los video juegos, de los juegos del computador, de las películas entre otros.

En el transcurso del año hemos desarrollado varias estrategias que apuntan a mi fortalecimiento académico en lengua extranjera atendiendo a la importancia de ésta en la actualidad.

El objetivo en el área de Inglés es básicamente desarrollar las habilidades de comprensión de lectura y el manejo de las estructuras gramaticales básicas que hacen posible el desarrollo de las actividades propuestas en los módulos.

Sin embargo, durante esta guía se encontrarán algunas pautas básicas para mejorar un poco la pronunciación lo cual puede ser un punto de partida para profundizar en el conocimiento y aprehensión de la lengua extranjera.





I meet with my partners and in an individual way we are going to pronounce aloud these sentences trying to identify the different ways of pronunciations in English. If we have some doubts, we will ask for our teacher's help.

- Some man must remember my problem
- The rain in Spain falls mainly on the plain
- They gave me their green glasses as a gift
- He would cook when it was full
- Did you lose your shoe at school?
- Tell them the rest of the test
- The tourist put his shirts and shoes into the suitcase
- She sells sea shells into the seashore



We read and take some notes about the following text.

The way we have learned English through our High School, has been related with reading comprehension and some methodological strategies because of the ICFES examination. As we can see, it hasn't been so important to pay attention to the pronunciation. However, we are going to talk about some special rules in order to obtain information referring to the way we pronounce some words and some specific endings, because possibly later in our professional life we will have the opportunity to refine our pronunciation.

### Pronunciation

There are twelve basic vowel sounds in English. Here you can see a triangle which represents the mouth and the position of the lips and the tongue. As you can see, you can improve your pronunciation using the English dictionary and the phonemic script of the words.





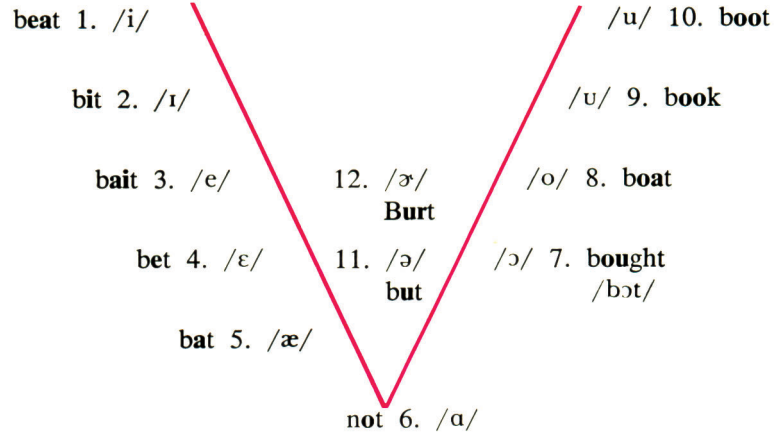
# THE VOWEL TRIANGLE

LABIOS SIN REDONDEAR

LABIOS REDONDEADOS

*Lengua elevada delante*

*Lengua elevada detrás*



Here we are going to make a list of the contrast of the sounds. You can copy these words on your notebook and you can use your dictionary too, for looking the phonemic script. Follow the examples.

**Note.** The phonemic script are the symbols that you can find in the section English Spanish after the entrance of the word in the dictionary.

Examples: Cake (**keik**), Meal (**mil**), Town(**taun**), would (**wud**), wool (**wull**).

**I**= The sound of this letter is similar to pronounce SI in Spanish. It is a short (I) sound.

**i**= The sound of this letter is similar to pronounce FINO in Spanish. It is a long (i) sound.

/ i /

eat  
beat  
heat  
seat  
feet



FEET

/ I /

it  
bit  
hit  
sit  
fit



HIT

**E**= The sound of this letter is similar to pronounce PERRO in Spanish. It is a short (E) sound.



**e**= The sound of this letter is similar to pronounce ei in Spanish. It is consider a close e followed by a weak i.


/ ei /

bait  
late  
mate  
tale  
sail



/E/

bet  
let  
met  
tell  
sell



**ae**= The sound of this letter is similar to pronounce EA in Spanish. It is in a short way. In other words, you put your lips in the position of E (Spanish) but really you pronounce an A(Spanish).

**ou**= The sound of this letter is similar to pronounce AU in Spanish, like the word PAUSA.

/ ae /

cat  
map  
have  
bat  
car



/ au /

house  
mouse  
mouth  
now  
cow



**MOUSE**

### Activity one

- First, I am going to read in the English Dictionary all the ideas referring to English pronunciation and the corresponding or similar sounds in Spanish. I write this information on my notebook.
- Then ,each member of the group is going to read the words from the vowel triangle and the given list, we ask for help to our teacher in order to improve our pronunciation.
- I am going to look at the English dictionary some words with these sounds, writing them on a sheet of paper in order to be stucked on the billboard of the classroom. The sounds are:/u /, /u/ /O/, /OI/. I make the list and select a drawing referring to each sound.





Ser personas versátiles implica saber aplicar y utilizar la información disponible. Cuando manejo los diferentes programas o software en el laboratorio de Inglés, estoy interpretando y aplicando las instrucciones a la vez que manejando de manera apropiada los instrumentos que ofrecen las tecnologías aplicables a mi entorno.

Con el uso de estas herramientas tecnológicas, estoy incrementando mi motivación hacia el aprendizaje, ya que estos nuevos elementos me ayudan a afianzar mis conocimientos tanto en lengua extranjera como en el resto de áreas del plan de estudios.


## My turn

I go to the Virtual Room and select the Program English Discoveries. Next, we locate the level Basic three, vocabulary Section. I select a topic writing down the words on my notebook. Then, I look at the dictionary the phonemic script including the stress and paying special attention on the vowel sounds ,in order to pronounce them in a good way. You can review the pronunciation using the headphones.



We continue reading more information about ENGLISH PRONUNCIATION, I write the main idea and the chart on my notebook.

## Stress



As we know, in English the words have more than one accent, called “Tonic stress” which consists of the fact that all the syllables of the same word aren’t pronounced in the same way, because they aren’t pronounced with the same stress. There is one syllable and sometimes two syllables, where the voice makes more emphasis. This is the case of museum, that is pronounced.



/ **miu:ziem** /. This stress syllable is always highlighted, in order to remember the place of the tonic stress.

### Where is the stress?

Words have syllables

1 2  
Bri tain = two syllables

1 2 3  
U ni ted = three syllables

One syllable stressed

The place of the tonic stress:

When the words have three syllables, the tonic stress is placed on the first syllable.

Examples:

Caravan	Karevan
Battery	bateri
Excellent	ékselent
Exercise	éksersaiz
Interest	inrist
Difficult	difikelt



### Activity two

Put the words in the box into the correct columns, A, B, C or D.

Put the words in the box into the correct columns, A, B, C or D  
Japan, Turkey, Brazil Scotland, popular, wonderful, beautiful,  
ingredients, ridiculous, England, English, Spanish, German,  
Chinese, Important, library, alive, restaurant, Amazon, friendship,  
factory, computer, Knowledge, student, happiness.



A	B	C	D

Let's continue learning about English pronunciation.

### SOME CONSONANT SOUNDS

I am going to copy these consonant sounds on my notebook trying to pronounce them aloud and sharing information with my team group. If we have some doubts, we can ask for our teacher's help.

**/b/ /d //g/**

- If the line is busy, dial again.
- Why is David calling his dad?
- Look at the beautiful big geese.
- Begin with the interrogative and negative sentences.
- Bring some good food for the birds.
- Will you be back before dinner?



**/f/ /v/**

- First I want to visit the Tower of London.
- A visitor can go to sophisticated places if he has enough money.
- The flight time will be five hours.
- People in England drive on the left.
- There are several television programs in the evening.
- Fill out this registration form.

**/z / /z/ /s/**

- English people usually cook in a simple way.
- Mr. McCarthy takes his family to the zoo.







- It's a pleasure to see you.
- Organize these elements in sentences.
- The plane from Rio de Janeiro is arriving.
- Do you need a visa to go to New Zealand?

### r + vowel

- I want to read a good book.
- Give me a return ticket.
- We like the new red rug.
- Is he ready to leave?
- The rest room is on the right.

### Consonant + r

- My friend drives a car.
- Let's take a trip.
- Stratford-upon-Avon is in England.
- A bus needs a lot of petrol.
- Some tourists are on the ground floor.



### /h/

- Helen and her mother are going to Bahamas.
- How much ham do you need?. Give him a hot dog.
- Let's hurry to the hotel.
- Are you happy to be at home today?
- "God helps him to help himself" ( Proverb).

### /p//t//k /

- I need a person-to-person call.
- Preparing a trip is difficult work.
- Pick up the telephone receiver and insert the coin.
- My uncle, my aunt and my sister are interesting people.
- You have to pay ten pounds to see Pygmalion.





### Activity three

I read carefully this information trying to pay attention to the words in bold. I can share information with my English teacher asking him/ her for help. Next, I am going to record this reading in order to listen it in class, to compare with my classmates' pronunciation.

**Don't forget to use your English Dictionary to look for the pronunciation.**

If I have some problems with the sound, we can review the tape recorder and the switched outlet before operating it.

### READING: THE LASER

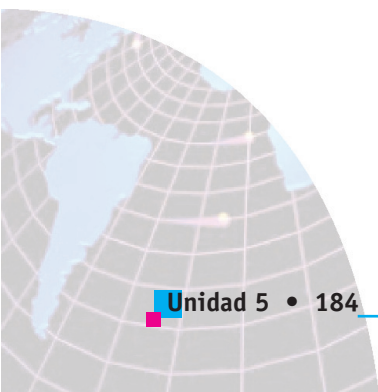
# LASER

It is short for "Light amplification by stimulated emission of radiation". That's a complicated way of saying that a laser is a beam of light which is far, stronger than ordinary light and it always travels in a straight line.

When you turn on a light in your house, the waves from that line spread out and brighten up a large area. But when you turn on a laser you get waves that travel in a solid straight line.



Because the waves of laser light focus together, a laser beam has lots of power or energy. Some laser beams are so strong that they can cut through metal as easily as you can cut through butter. Ordinary light looks white but it is of course made up of all the colors of the rainbow. This is not the case of laser beams, which only come in three colors which never mix.





El cambio tecnológico y la apertura económica basada en el conocimiento, nos han llevado a replantear las destrezas y habilidades que tenemos como seres humanos. Dichos cambios nos piden permanentemente saber interpretar y aplicar instrucciones a la vez que saber manejar de una manera apropiada los principales instrumentos y ayudas que ofrecen los medios aplicables a mi entorno.

### Activity one

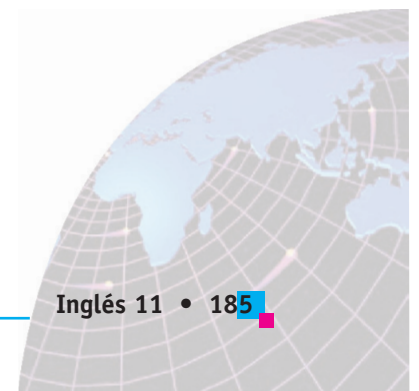
Now, it's time to apply these elements referring to pronunciation. Here you have the lyric of the song "Losing my religion". You are going to look for the phonemic script, writing the lyrics and the phonemic script in order to sing it with the song.

### **LOSING MY RELIGION Rem**

Oh life is bigger /ou laif iz big/  
 It's bigger and you  
 And you are not me  
 The things that I will go to  
 The distance in your eyes  
 Oh no, I've said too much.

### **CHORUS**

That's me in the corner  
 That's me in the spot  
 Like losing my religion  
 Trying the key of you and I don't know  
 If I could do it  
 Oh no, I've said too much  
 I haven't said enough






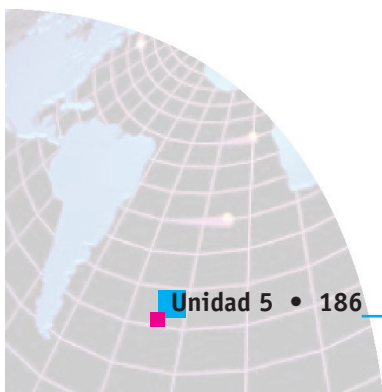
I thought that I heard you laughing  
I thought that I heard you sing  
I think I thought I saw you crying.

Every whisper  
Of every waking hour  
I'm choosing my confessions  
Trying the key. Eye of you  
Like a herd, lost and blind, fool, fool.  
oh no, I've said too much.

Consider this, consider this  
You tell the sins you read  
Consider this, it's real  
You brought me to my knees  
Pale, what if all the spinning cease  
Come falling ground  
And noe I've said too much  
I thought that I heard you laughing  
I thought that I heard you sing  
I think I thought I see you crying  
That's just a dream  
That was just a dream.



WITH THE INFORMATION THAT I HAVE LEARNED IN THIS HANDOUT I CAN IMPROVE MY LISTENING ABILITY. I CAN DO THIS KIND OF ACTIVITIES WITH OTHER SONGS.





# ESTUDIO Y ADAPTACIÓN DE LA GUÍA

